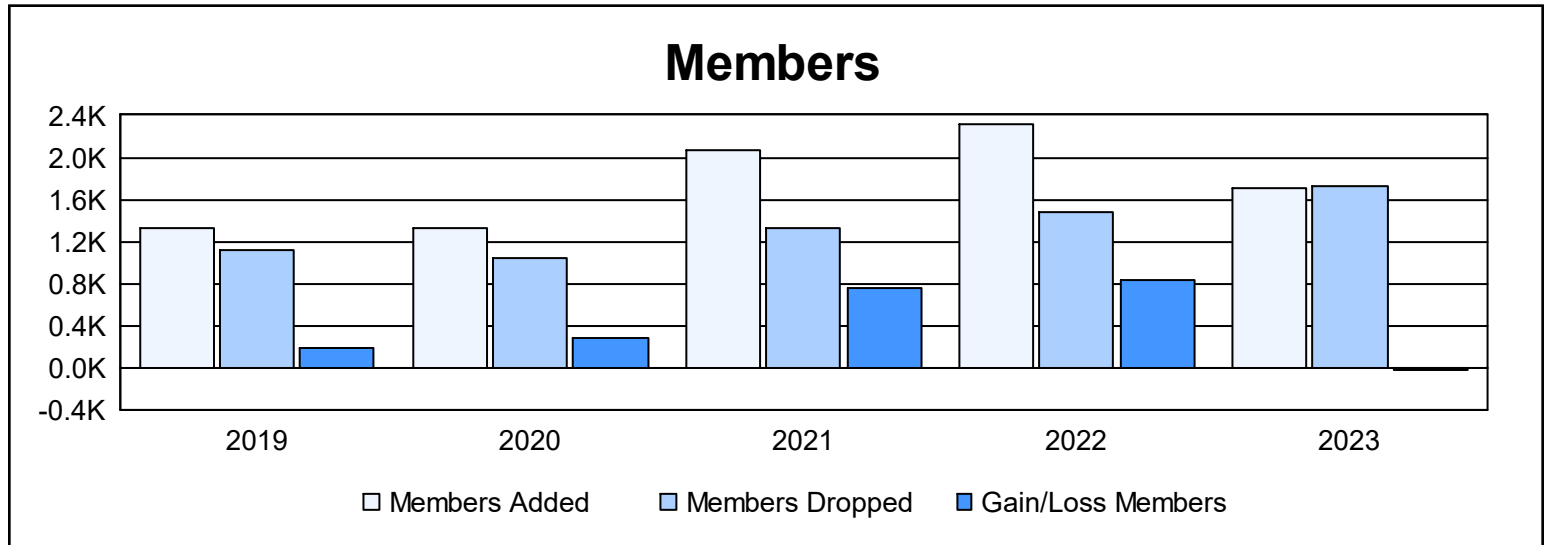
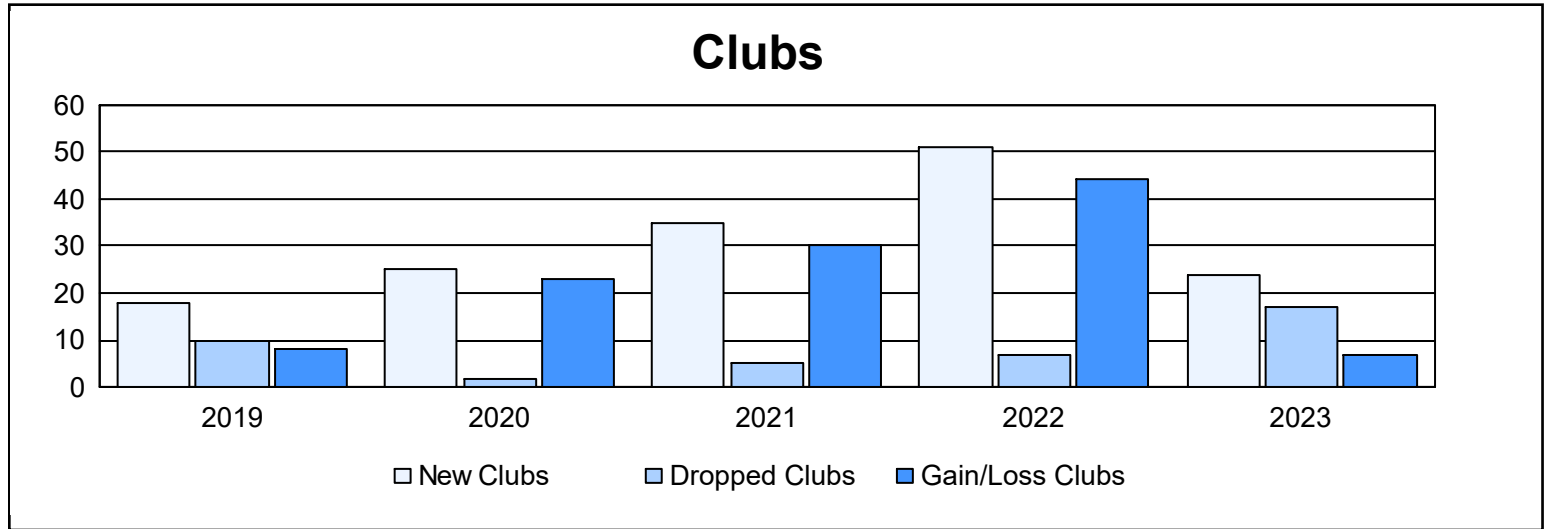
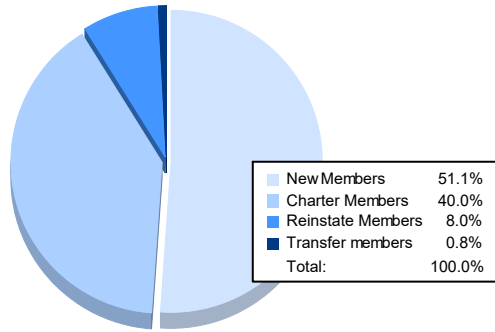


| Year           | New Clubs | Dropped Clubs | Gain/ Loss Clubs | New Members | Charter Members | Reinstate Members | Transfer Members | Total Member Added | Total Members Dropped | Gain/ Loss Members |
|----------------|-----------|---------------|------------------|-------------|-----------------|-------------------|------------------|--------------------|-----------------------|--------------------|
| 2018-2019      | 18        | 10            | 8                | 673         | 523             | 110               | 11               | 1,317              | 1,123                 | 194                |
| 2019-2020      | 25        | 2             | 23               | 524         | 702             | 77                | 22               | 1,325              | 1,036                 | 289                |
| 2020-2021      | 35        | 5             | 30               | 936         | 1,016           | 111               | 4                | 2,067              | 1,318                 | 749                |
| 2021-2022      | 51        | 7             | 44               | 914         | 1,322           | 65                | 7                | 2,308              | 1,471                 | 837                |
| 2022-2023      | 24        | 17            | 7                | 872         | 682             | 137               | 14               | 1,705              | 1,719                 | -14                |
| <b>Average</b> | <b>31</b> | <b>8</b>      | <b>22</b>        | <b>784</b>  | <b>849</b>      | <b>100</b>        | <b>12</b>        | <b>1,744</b>       | <b>1,333</b>          | <b>411</b>         |



### Membership Composition June 2023 Cumulative



### Gender Composition June 2023 Cumulative

